

WEEK 2 PRESCHOOL LESSON



Need to Know: *Put on the Belt of Truth*

Bible Story: *The Fall (Genesis 2:15-17, 3)*

Circle Up

1

1. WELCOME kids to church.
 2. SAY: *Hey, friends! My name is (YOUR NAME), and I will be your leader today! When we put on God's armor, we can be heroes! Let's practice being heroes by playing a fun game of "Hero Says." I will say something for you to do, and you can be a hero by listening and doing what I say!*
 3. PLAY "Hero Says" by saying the following and allowing kids to do the motions:
 - *Hero says stand up.* (Kids will stand up)
 - *Hero says hop up and down.* (Kids will hop)
 - *Hero says stomp your feet.* (Kids will stomp feet)
 - *Hero says spin around.* (Kids will spin)
 - *Hero says reach up high.* (Kids will reach hands high)
 - *Hero says sit back down.* (Kids will sit down)
 - *Hero says put your hands in your lap.* (Kids will put their hands in their laps)
 - *Hero says tell us your name.* (Each child says their name)
 4. After all kids have been introduced, SAY:
 - *Great job! God wants you to be an everyday hero when you put on His armor. The belt of truth is part of God's armor that helps us know what's right and true.*
 - *Let me hear you say this after me:* (PAUSE to allow kids to repeat)
 - Put on* (move hands from top of body to toes)
 - The Belt of Truth* (pretend to put on belt)
-

Read the Bible

2

1. SAY: *There's a story in the Bible about two people who didn't have on their belts of truth and believed the enemy's lies. Let's read about it together!*
 2. HAVE kids get ready to hear the Bible story by clicking on their listening ears and putting on their special eyes.
 3. SHOW and READ the **Bible Story Cards** to the group.
-

Let's Practice

3

1. SAY: *Today we are going to keep on our belts of truth and practice knowing the difference between tricks, lies, and the truth!*
2. LAY the **Belt of Truth Cards** in the center of the group, picture side up.
3. POINT to the Cards and SAY: *These are all people in our city! Everybody's going to get a turn to drive the bus (SHOW bus) around as we sing "The Wheels on the Bus." When the song ends, you get to park the bus on a picture you want me to read.*
4. GIVE the bus to a child and ALLOW them to drive it around on the floor as the group sings one verse of "The Wheels on the Bus" with motions: *The wheels on the bus go 'round and 'round, 'round and 'round, 'round and 'round. The wheels on the bus go 'round and 'round all through the town.* (Roll arms)
5. Once a child has parked the bus, SHOW and READ the card to the group.
6. REPEAT steps four and five until all cards have been read. Each time, you can sing a different verse from "The Wheels on the Bus," such as:
 - *The people on the bus go up and down* (Bounce in seat)
 - *The doors on the bus go open and shut* (Open and close arms)
 - *The wipers on the bus go swish, swish, swish* (Wave arms like windshield wipers)
 - *The horn on the bus goes beep, beep, beep* (Pretend to honk horn)
7. Then SAY: *Great job, friends! You and I can have the power to know what is right and true when we put on our belt of truth! Let me hear you say that after me:* (PAUSE to allow kids to repeat)
 - Put on* (move hands from top of body to toes)
 - The Belt of Truth* (pretend to put on belt)

Memorize It

4

1. SAY: *When we put on all of God's armor, it makes us strong so that we can stand up to any evil that comes our way. There's a Bible verse that helps me remember to put on God's armor every day, and I want to teach it to you!*
2. SHOW the **Memory Verse Card**, and HAVE kids repeat the verse after you several times. Then, USE the back of the **Memory Verse Card** to practice the verse as a group.
 - *"Put on all* (move hands from top of body to toes)
 - *of God's* (point up with both hands)
 - *armor."* (hands on hips)
 - *Ephesians 6:11* (make book with hands)
3. REMIND kids to practice this verse with their family at home so they can win a prize in a few weeks.

Let's Pray

5

PRAY with your group, having them repeat after you in short phrases:

- *Dear God, thank You for giving me the Bible. I know it's full of Your true words. Please help me put on the belt of truth so I can know what's right and true! Thank You for my snack. I love You! In Jesus' name I pray. Amen.*

Stay Together

6

1. **SANITIZE** kids' hands and **PASS** out **snacks**.
2. **KEEP** kids engaged in Small Group until they are checked out by doing the following activities:
 - PLACE the **crayons** in the center of the group. GIVE kids a **Coloring Sheet** to color and take home. As kids color, ASK the following:
 - *Does God want us to believe lies or believe truth?* (Truth)
 - *If someone tries to trick us or lie to us, should we keep it a secret or tell someone safe?* (Tell someone safe) **Yes!**
 - *How can I pray for you this week?*
 - PLAY "Hero Says" (played like "Simon Says," but SAY, "Hero says," before each motion). USE the following motions:
 - *Put on the belt of truth* (pretend to put on belt)
 - *Put on the armor of godliness* (pat chest)
 - *Put on your good news boots* (pretend to put on boots)
 - *Put on the helmet of salvation* (tap head)
 - *Hold up your shield of faith* (pretend to hold up shield)
 - *Hold up your sword of the Spirit* (make sword fighting motion)
 - *Stand firm and pray* (stand tall and make praying hands)
 - SING "The Wheels on the Bus":
 - *The wheels on the bus go...*
 - *'Round and 'round,* (ROLL hands around each other)
 - *'Round and 'round,* (ROLL hands around each other)
 - *'Round and 'round.* (ROLL hands around each other)
 - *The wheels on the bus go* (ROLL hands around each other)
 - *'Round and 'round,* (ROLL hands around each other)
 - *All through the town.*
 - CONTINUE with:
 - *The wipers on the bus go swish, swish, swish* (PUT arms up in front of you & MOVE like windshield wipers)
 - *The horn on the bus goes beep, beep, beep* (PRETEND to honk horn)
 - *The babies on the bus say, "Wah, wah, wah"* (PRETEND to cry)
 - *The mommies on the bus say, "Shhh, shhh, shhh"* (PUT finger to lips)
 - *The wheels on the bus go 'round and 'round* (ROLL hands around each other)



The Fall

Genesis 2:15-17, 3

(Point to Adam)
This is Adam.

(Point to Eve)
And this is Eve.

They lived in God's special garden called the Garden of Eden. Adam and Eve were friends with God, and He gave them everything they needed.

What kind of yummy fruit do you see Adam and Eve holding? (Oranges, green apples, and bananas)

Yes! There was only one tree in the garden that God said they could not eat from.



(Point to the snake)

Now let me hear you hiss like a snake. (Everyone will make a hissing sound)

Good job! This tricky snake was not like the ones we might see in the woods. This snake could talk, and it was Adam and Eve's enemy.

One day the snake said to Eve, "Did God REALLY say, 'You must not eat fruit from any tree in the garden'?"

Eve told the snake that God said they could eat from all the trees except one.

You see, the snake wanted to trick Eve by telling her a lie. He wanted Eve to forget what God had said so that she would do what was wrong!



Do you think the tricky snake did what was right (show thumbs up) or wrong (show thumbs down)? (Everyone will show thumbs down)


You got it! Eve thought about what God had said, but she decided to believe the tricky snake. So Eve ate the fruit from the tree God told her not to eat from.



Eve also gave some of the fruit to her husband, Adam, who was with her. And he ate it, too.

Do you think believing the enemy's lie was the right thing (show thumbs up) or the wrong thing (show thumbs down) for Adam and Eve to do? (Everyone will show thumbs down)

Yes, it was the wrong thing to do. And because they believed the lie of their enemy, and not the true words of God, Adam and Eve had to leave God's special garden.



(Point to picture)

Adam and Eve did not have on their belt of truth. The belt of truth helps us remember the true things that God tells us in the Bible. If they would have put on the belt of truth, they would have known the snake was being tricky by telling lies.


When we put on the belt of truth, we can remember God's truth and stand strong against any lies or tricks!

Let me hear you say this after me: (Pause to allow kids to repeat)

Put on (move hands from top of body to toes)

The Belt of Truth (pretend to put on belt)

Cut on the dotted lines to create a fun matching game for your child to practice putting on the belt of truth!



If someone tries to trick or lie to me, I can tell someone safe.



The Bible tells me God made all of me.




God gives me people to help keep me safe.




The belt of truth helps me stand strong against any lie or trick.



God gives me people to help keep me safe.



The belt of truth helps me stand strong against any lie or trick.



If someone tries to trick or lie to me, I can tell someone safe.



The Bible tells me God made all of me.

Week 2 • Need to Know: Put on the Belt of Truth

Today's Bible Story: The Fall (Genesis 2:15-17, 3)

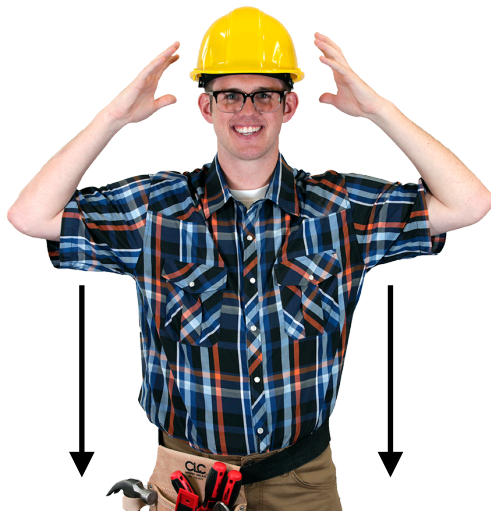
Series Memory Verse: "Put on all of God's armor." Ephesians 6:11a (NIRV)

Name _____



Need to Know Motions

Week 2



Put on

(move hands from top of body to toes)



the Belt of Truth

(pretend to put on belt)



What are these kids doing? (Allow responses)

They are wearing their bathing suits and having fun in the pool!

Show me a thumbs up if it is true that God made your body. (Thumbs up)

Yes! God made your body, and it belongs to you. Your bathing suit covers the parts of your body that are private to you.

Wk 2 - PS - Belt of Truth Cards

This girl is thinking about a surprise she has for her mom's birthday! Do surprises make you feel happy? (Yes)

A secret is different, though. When someone tells you something and says not to tell anyone else, that is a secret. Secrets can make you feel bad.

Click on your belt of truth! (Pretend to buckle belt of truth) **Your belt of truth can help you know what is right and true. If someone tells you a secret, you should tell your mom or dad or teacher what they said.**

Wk 2 - PS - Belt of Truth Cards

Do you have a favorite show to watch on the TV or computer. (ALLOW responses)

If you are watching the show, but something you see gives you a sick feeling in your tummy, should you keep watching it or tell someone? (Tell someone)

You got it! Your belt of truth can help you know what's right and wrong.

Wk 2 - PS - Belt of Truth Cards

Show me a thumbs up if you think this girl is happy. (ALLOW responses)

Yes! She is so happy, because she put on her belt of truth and knows that God made her special!

Sometimes people say mean things to you that are not true. Give me a thumbs down for that! (Thumbs down)

When you put on your belt of truth, you remember the truth that God made you special, and He loves you!

Wk 2 - PS - Belt of Truth Cards



If you think this boy is sleepy, let me see you yawn. (Yawn)

It's his bedtime and he is sleepy, but he feels afraid.

Is it true that God is with him? (Yes)

Yes! When we put on our belt of truth, we will remember what God says is true, and then we won't have to be afraid of anything!

Wk 2 - PS - Belt of Truth Cards

If a grown-up asks you to do something and it makes your heart beat fast because you know it is wrong, is it OK to tell that grown-up, "No"? (Yes)

It is OK to tell a grown-up, "No," if what they are asking you to do makes your heart beat fast and you don't feel safe.

Wk 2 - PS - Belt of Truth Cards

What are these grown ups doing? (Arguing, fighting, getting mad, being mean)

It can make us feel scared or sad when we see or hear people getting mad at each other. Is it true that even when you're scared or sad, God loves you? (Yes)

No matter how we feel or what our grown ups are doing, the belt of truth helps us remember that God loves us!

Wk 2 - PS - Belt of Truth Cards

What does this boy have behind his back? (A piece of candy)

If someone says that they will give you a big piece of candy if you go with them, should you go with them? (No)

No! That person is being tricky. Instead you should run and tell a safe grown-up about the person who tried to trick you.

The belt of truth will help you stand strong against tricky people.

Wk 2 - PS - Belt of Truth Cards